



INTERNET PAYMENT FOR SERVICES RENDERED
(Stud Farms whose codes begin with 19000, 19C or 19G)

The most recent LG ANCCE web-site update is compatible with the most popular navigators (Explorer, Firefox, Chrome, Safari, Opera) and with the most common screen resolutions, as well as hand-held devices such as Smartphones and PDAs (Android, iPhone, Symbian)

To facilitate the process, we suggest that you keep the Block Emergent Elements deactivated (Pop-ups) and that you implement maintenance of your cookies and temporary file history. These options are found in the Tools, Configurations or Settings menu of your navigator.

The system accepts the following credit cards:



Additional payment solutions:



Follow these steps for payments:

1. Type www.lgancce.com in your browser.
2. Once you are on the LG PRE Stud Book web site, click on **MAKE PAYMENTS**.




“ Welcome to the Purebred Spanish Horse (PRE) Stud Book, the only PRE Stud Book that is officially recognized by the Government of Spain and its Ministry of Agriculture (MAPA), to register PRE horses worldwide.



3. As shown on the sample, click on the **PAYMENTS FOR BREEDERS** button.

MAKE PAYMENTS



4. Then introduce your full breeder code and hit **INTRO**  on your key board. The name of your stud farm will appear. Before continuing, confirm that it is your stud farm that appears.

>> Breeder Payments

Information
To take advantage of this discount, you must register to become a member of ANCCE.

BREEDER CODE LIBRO GENEALOGICO

5. Open the service menu and select the service you need. Indicate the number of horses for which you request services. Then click **Add Payment**.

>> Breeder Payments

Information
To take advantage of this discount, you must register to become a member of ANCCE.

BREEDER CODE LIBRO GENEALOGICO

TYPE OF SERVICE	NUMBER OF HORSES
<input type="text" value="103 IDENTIFICATION FOR INSCRIPTION: PROCESSING, LAB W..."/> Choose a service... <ul style="list-style-type: none"> 103 IDENTIFICATION FOR INSCRIPTION: PROCESSING, LAB WORK & PASSPORT 115 IDENTIFICATION TO RENEW DOCUMENTS 127 IDENTIFICATION FOR INSCRIPTION DEADLINE 206 BASIC EVALUATION 231 DUPLICATE OWNERSHIP CARD 243 COAT COLOR TESTING 	<input type="text" value="3"/> <input type="button" value="Add payment"/>

Include service 218 OTHER

Make payments using a secure e-commerce provider. If you fail to login correctly or if your supplier, notify them about the situation or try to make the payment using

6. Prior to concluding the payment process, and should you need to add further services, repeat step 5 as many times as services needed. Should you need to delete a given service, click on the **X** before you conclude the payment process.

BREEDER CODE LIBRO GENEALOGICO


TYPE OF SERVICE	NUMBER OF HORSES
<input type="text" value="Choose a service..."/> <i>Include service 218 OTHER</i>	<input type="text"/> <input type="button" value="Add payment"/>

Service type	Service	Number of horses	Fee	Express service	Delete
	103	3	€ 255		X
	206	2	€ 90		X
	619	1	€ 35	<input type="button" value="This service may be requested as urgent. Request an urgent service."/>	X
TOTAL			€ 380		

Click on the X to delete a service.

Click here to request an urgent service. This option has specific surcharge. Consult the specifications for urgent services.

Note: when making Internet payments, your card must be authorized to... if you receive the message Wrong PIN or your PIN has been blocked, contact your supplier, notify them about the situation or try to make the payment using other means.

Certain services may be requested as urgent. These are shown in the column **Service type** with a logo like this 

Once you have finished adding payments, there are two options:

- A) **CLOSE PAYMENT:** In this case, you cannot make any changes, delete or add services.
- B) **LEAVE WITHOUT CHANGES:** This option allows you to save any pending operations which you may recuperate later on by repeating steps 1 to 4, as indicated above.

7. CLOSE PAYMENT:

Once you have finished adding services, click on **CLOSE PAYMENT**.

Service type	Service	Number of horses	Fee	Express service	Delete
	103	3	€ 255		X
	206	2	€ 90		X
	619 - EXPRESS	1	€ 55	You may request that the service be standard. Request a standard service.	X
TOTAL			€ 400		

I have read and accept the conditions for express services.

Below is a new window with a variety of payment options.

Service type	Service	Number of horses	Fee
	103	3	€ 255
	206	2	€ 90
	619 - EXPRESS	1	€ 55
TOTAL			€ 400

I have read and accept the conditions for express services.

- If you select the option the system will automatically show you a summary window with all the details for the payment you are about to make.

Payment Details


Stud Farm Code: 19C4100001
Stud Farm Of The Payment: LIBRO GENEALOGICO
Payment Number: 72316

Service	Number of Horses	Amount
103	3	€ 255
206	2	€ 90
619 - EXPRESS	1	€ 55
TOTAL		€ 400

Automatically, a window will appear asking you to indicate the 16 digits of your credit card, the expiration date and the CVV code (it is a code that appears on the back of your credit card, next to your signature; introduce the last three digits)

Once you click on the **Accept** button, there will be an automatic connection between the ANCCE payment gateway and the bank issuing your credit card. As of this point, any data and/or requests that might appear on the screen are from your own bank. Remember that your bank may request security data and/or identification that only you know and that you will need to be provided. Your bank may accept or reject the operation. ANCCE does not intervene in this part of the process. In case of doubt, request passwords, or the activation of credit cards for secure commerce, please contact your bank to request the necessary information.

IMPORTANT: Your bank will provide you with a receipt of the entire operation. Print out copies and include one with the Request for Service when sending it both to the main PRE Stud Book office and another for your local representative.

- If you select the  option, the system will provide you with a summary window with all the details for the payment you are about to make. Verify that everything appearing therein is correct; then make the payment using the various options, depending on whether or not you have a PayPal account.

