

USER MANUAL FOR **LG PRE** STUD BOOK PAYMENTS



BREEDERS IN SPAIN



Table of Contents

1.	Web Payments	1
1.1.	CREDIT CARD PAYMENTS	3
1.2.	BIZUM PAYMENTS	3
1.3.	PAYPAL PAYMENTS	4
2.	Cell Phone App Payments	4
2.1.	CREDIT CARD PAYMENTS	5
2.2.	BIZUM PAYMENTS	6
2.3.	PAYPAL PAYMENTS	6

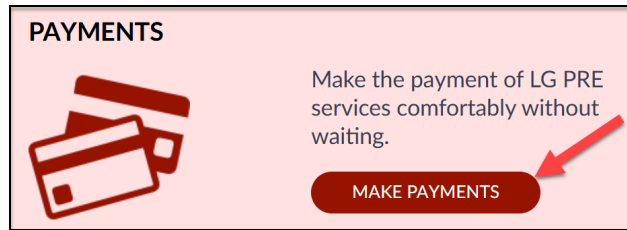
1. Web Payments

Accepted Credit Cards & Payment Solutions:

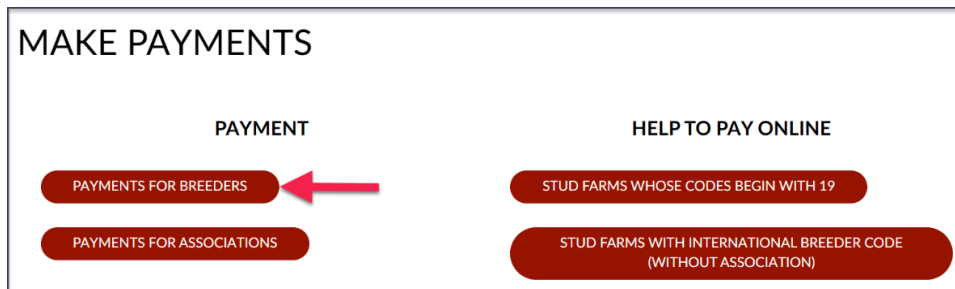


Only those Stud Farms with codes beginning with 19000, 19C or 19G:

- 1) Go to www.lgancce.com and click on the tab “PAY FOR SERVICES.”



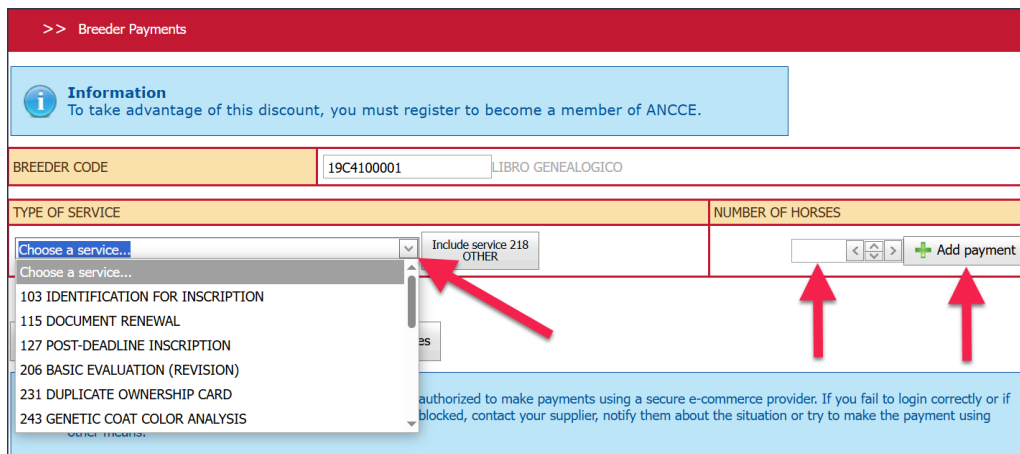
- 2) Now select “PAYMENTS FOR BREEDERS.”



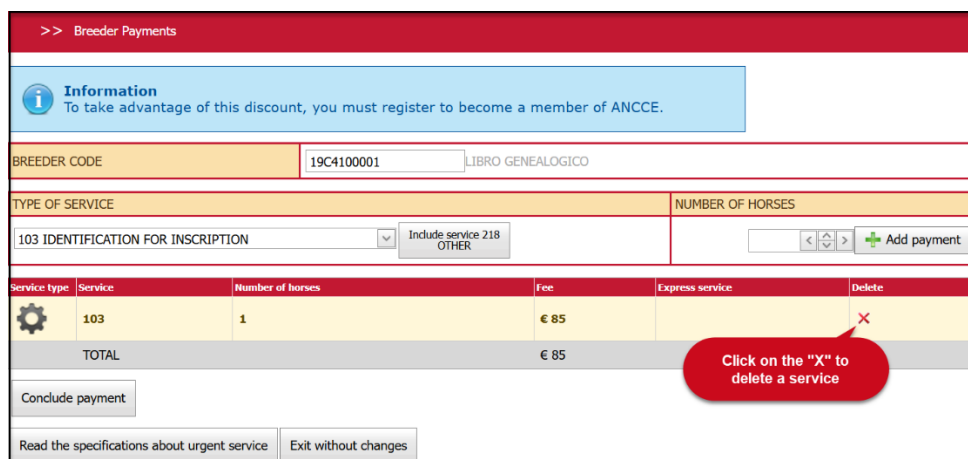
- 3) Introduce your breeder code, with all numbers and letters; then hit “enter” on your keyboard.



- 4) Open the service menu and select the service you need. Indicate the number of horses for which you request services. Then click on “Add Payment”.



5) Repeat step 4 as many times as services needed. Should you need to delete a given service, click on the X before you conclude the payment process.



>> Breeder Payments

Information
To take advantage of this discount, you must register to become a member of ANCCE.


BREEDER CODE: 19C4100001 LIBRO GENEALOGICO

TYPE OF SERVICE: 103 IDENTIFICATION FOR INSCRIPTION NUMBER OF HORSES: 1

Service type	Service	Number of horses	Fee	Express service	Delete
	103	1	€ 85		X
TOTAL			€ 85		

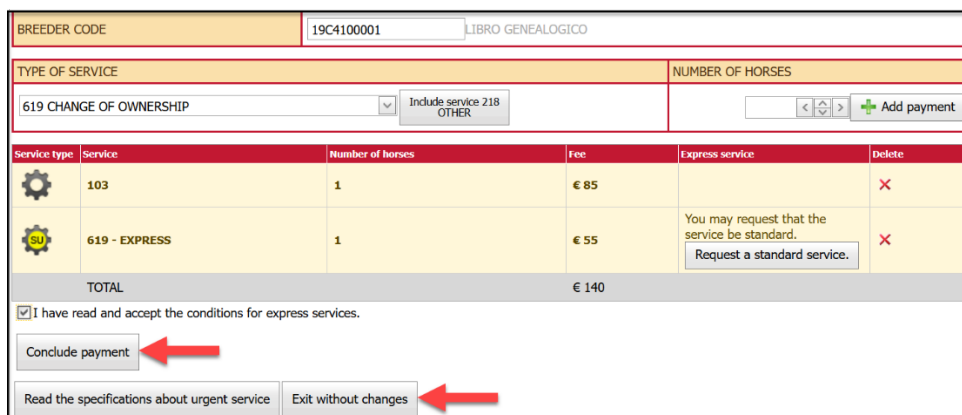
Buttons: Conclude payment, Read the specifications about urgent service, Exit without changes

Callout: Click on the "X" to delete a service

Should the need arise, you may request that a given service be "urgent". Such requests are easy to identify, as they appear with this logo  in the service column as "request an urgent service". (Remember to consult the specific details for "urgent services" prior to finalizing the payment).

Once you have finished adding payments, there are two options:

- **CONCLUDE PAYMENT:** In this case, you cannot make any changes, delete or add services.
- **LEAVE WITHOUT CHANGES:** This option allows you to save any pending operations which you may recuperate later.



BREEDER CODE: 19C4100001 LIBRO GENEALOGICO

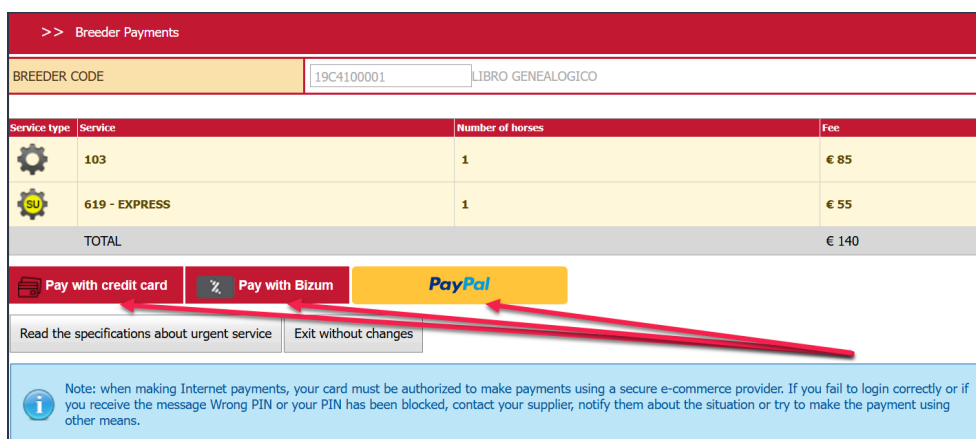
TYPE OF SERVICE: 619 CHANGE OF OWNERSHIP NUMBER OF HORSES: 1

Service type	Service	Number of horses	Fee	Express service	Delete
	103	1	€ 85		X
	619 - EXPRESS	1	€ 55	You may request that the service be standard. Request a standard service.	X
TOTAL			€ 140		

I have read and accept the conditions for express services.

Buttons: Conclude payment, Read the specifications about urgent service, Exit without changes

6) If you select **CONCLUDE PAYMENT**, this new screen will appear with the various payment options: Pay using a credit card, Bizum or PayPal.



>> Breeder Payments

BREEDER CODE: 19C4100001 LIBRO GENEALOGICO

Service type	Service	Number of horses	Fee
	103	1	€ 85
	619 - EXPRESS	1	€ 55
TOTAL			€ 140

Buttons: Pay with credit card, Pay with Bizum, PayPal, Read the specifications about urgent service, Exit without changes

Note: when making Internet payments, your card must be authorized to make payments using a secure e-commerce provider. If you fail to login correctly or if you receive the message Wrong PIN or your PIN has been blocked, contact your supplier, notify them about the situation or try to make the payment using other means.

Once you select the type of payment, the system will show you a summary screen with “Payment data.” Please verify that all information appearing is correct. Then click on “**Proceed with Payment.**”



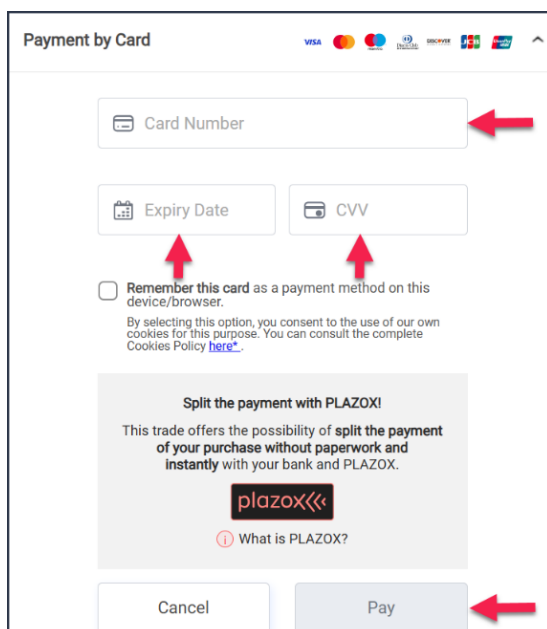
Payment Details

PRE ANCCCE LG
 Stud Farm Code: 19C4100001
 Stud Farm Of The Payment: LIBRO GENEALOGICO
 Payment Number: 157696


Service	Number of Horses	Amount
103	1	€ 85
619 - EXPRESS	1	€ 55
TOTAL		€ 140

Make payment  Print

1.1. CREDIT CARD PAYMENTS



Payment by Card


Card Number 

Expiry Date CVV

Remember this card as a payment method on this device/browser.

Split the payment with PLAZOX!
 This trade offers the possibility of split the payment of your purchase without paperwork and instantly with your bank and PLAZOX.

plazox

Cancel Pay 

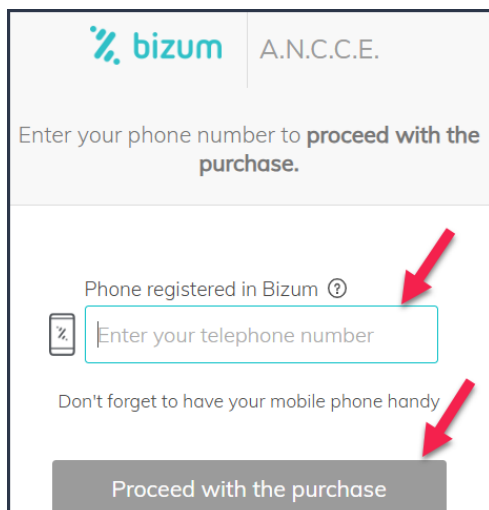
If you select the credit card option, the system will automatically show you a summary screen with all the details for the payment you are about to make.


By clicking on “**Pay**”, the operation goes directly to your bank, which may request additional verification to then accept or reject the payment.

ANCCCE does not intervene in this part of the process. In case of doubt, request passwords, or the activation of credit cards for secure commerce, please contact your bank to request the necessary information.


IMPORTANT: Your bank will provide you with a receipt of the operation, which needs to be included with the Request for Service, whether said Request is sent to the main PRE Stud Book office or to your authorized veterinarian.


1.2. BIZUM PAYMENTS





 A.N.C.C.E.

Enter your phone number to proceed with the purchase.

Phone registered in Bizum 

Enter your telephone number 

Don't forget to have your mobile phone handy 

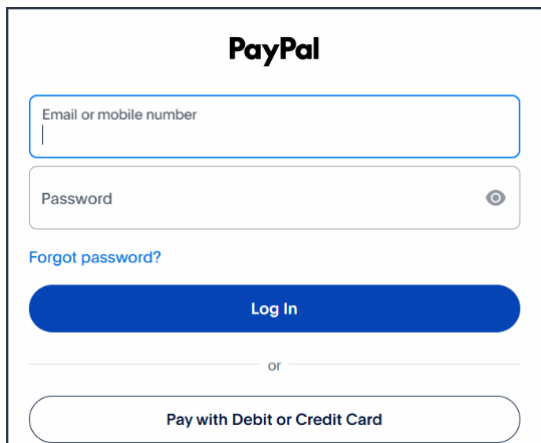
Proceed with the purchase 

If you select the BIZUM option, the system will automatically show you a summary screen with “the payment information.” If the data is correct, click on “**Make Payment.**”

You will be asked to introduce the cell phone number registered with the BIZUM service. Upon indicating said number, click on “Continue with the purchase.”

You will receive a notification on your cell phone from which you need to authorize the payment using your bank’s BIZUM App to complete the operation.

1.3. PAYPAL PAYMENTS



If you select the PayPal option, the system will provide you with a detailed summary screen about the payment you are about to make for verification.


Upon verifying the information provided, you will automatically be sent to the PayPal platform. There, log in to your email to continue with the secure payment process.

Select either **“Pay now”** or **“Confirm payment,”** as needed.

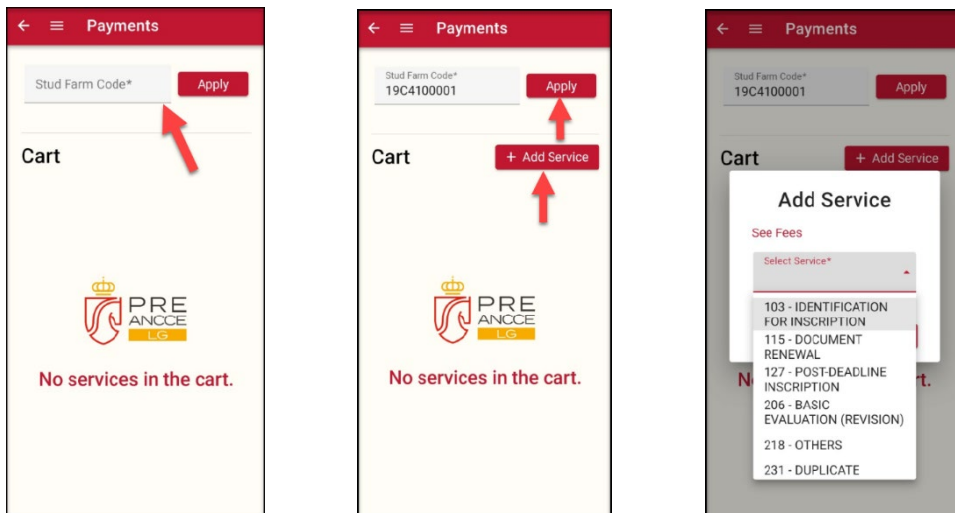
Once this operation has concluded, you will automatically be sent back to the LG PRE Stud Book website where you will see confirmation of your Request and the verification that your payment was processed correctly.

2. Cell Phone App Payments

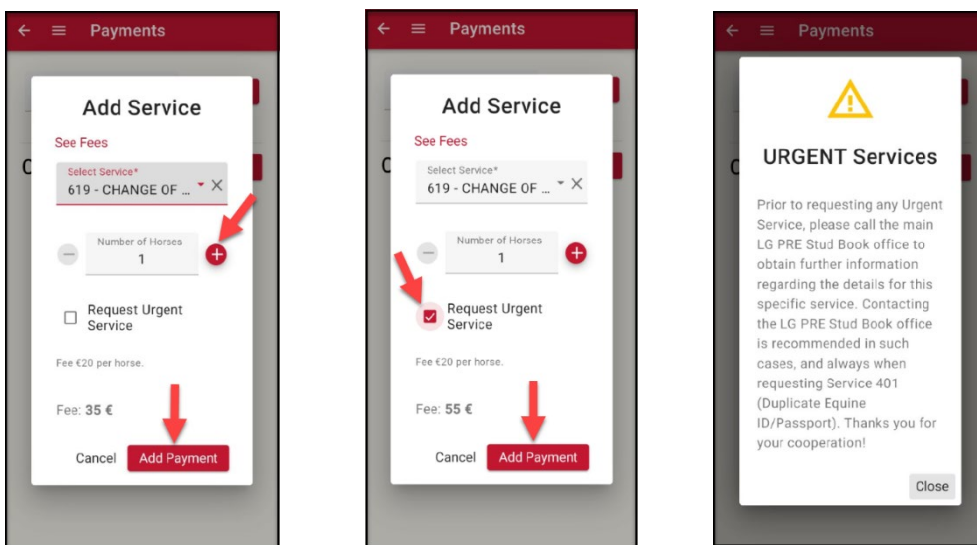
First of all, you need to install and have an updated version of the LG PRE Stud Book App. In the upper left corner of the menu, select the option **“PAYMENTS:”**



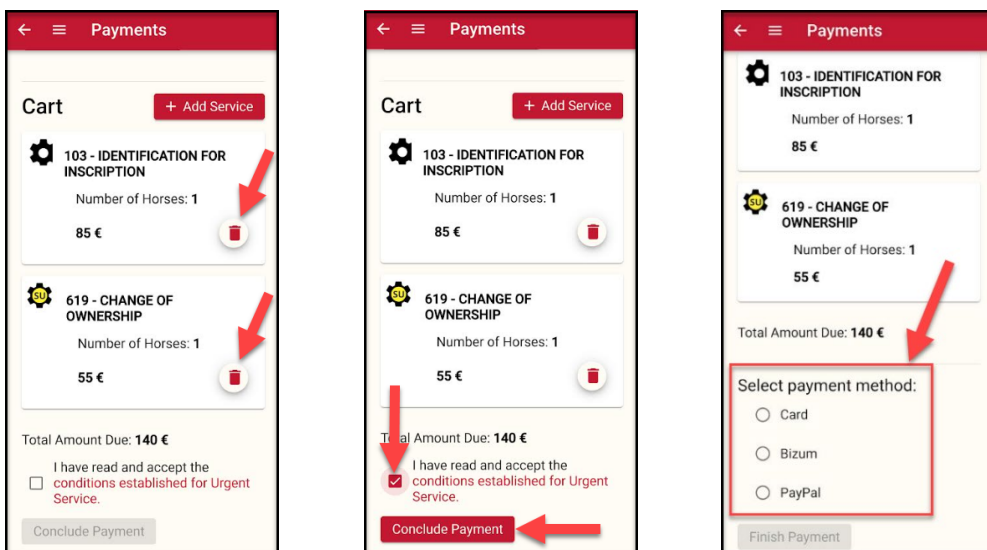
Introduce your Breeder Code (include all letters and numbers); click on **“APPLY”** and click on **“ADD A SERVICE.”** A screen will appear, thus allowing you to select the desired service.



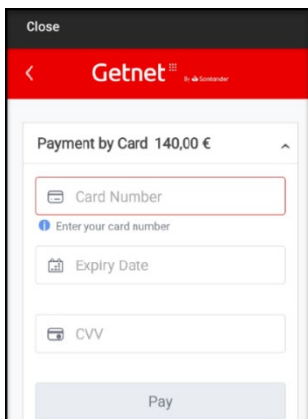
Indicate the number of horses, click on **“urgent service”** as may be the case, and click on **“ADD PAYMENT.”**



Repeat this process as many times as necessary for the Request for Service; feel free to use the delete icon to eliminate those that you don't want. Then click on the box to accept the conditions for **“urgent service”** (if applicable), click on **“CONCLUDE PAYMENT.”** Select the preferred payment method: Credit Card, Bizum or PayPal and click on **“FINALIZE PAYMENT.”**



2.1. CREDIT CARD PAYMENTS



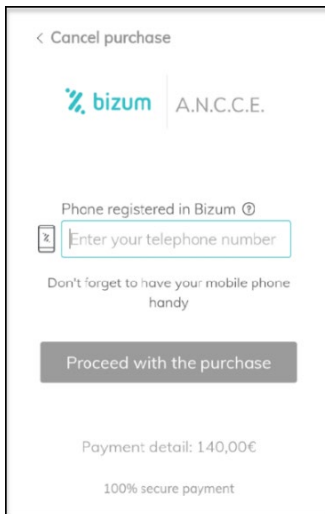
The system will show a secure screen where you may introduce your credit card information, to then continue with the payment.

By clicking on **“Pay”**, the operation goes directly to your bank, which may request additional verification to guarantee the safety of the transaction.

Based on these verifications, the bank may proceed to accept or reject the payment.

ANCCE does not intervene in this part of the process. Should there be an incidence, doubt or consultation regarding the validation of the operation, you will need to contact your bank.

2.2. BIZUM PAYMENTS



The system will show a screen where you introduce the cell phone number registered with the BIZUM service.

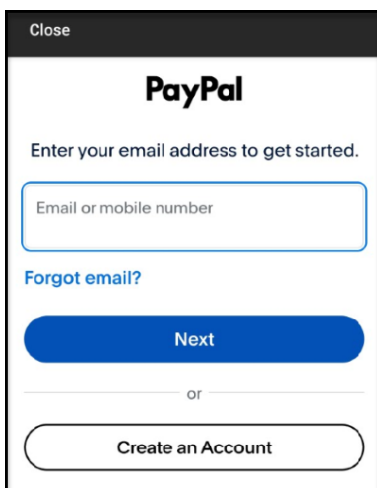
Be sure to verify that the number is correct and that it coincides with the number associated with your bank account.

Upon indicating the corresponding cell phone number, click on “Continue with the purchase.” You will receive a notification on your cell phone; access your bank’s App and verify the specifications.

To complete the process, you need to authorize the payment following the verification steps as indicated on the BIZUM App.

Once authorized, your purchase will be confirmed and you will receive the corresponding confirmation notification.

2.3. PAYPAL PAYMENTS



The system will go directly to the official PayPal platform, log in using your email address and the password associated with your account.

Once logged on, verify the summary and verify that all of the information provided is correct.

Select either “**Pay now**” or “**Confirm payment**” to authorize the operation.

Once the payment has been confirmed, the system will return to the LG PRE Stud Book website, where you will see the confirmation.