

# USER MANUAL FOR **LG PRE** STUD BOOK PAYMENTS



**INTERNATIONAL BREEDERS WITH NO  
ASSOCIATION**



# Table of Contents

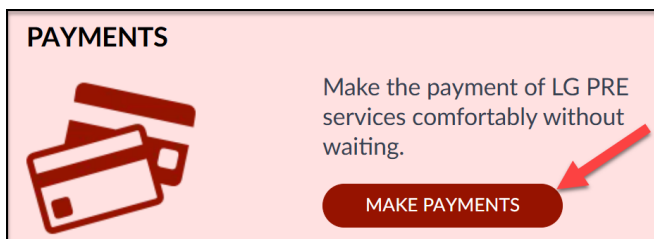
<b>1. Web Payments.....</b>	<b>1</b>
<b>1.1. CREDIT CARD PAYMENTS .....</b>	<b>3</b>
<b>1.2. PAYPAL PAYMENTS .....</b>	<b>3</b>
<b>1.3. BANK TRANSFER PAYMENTS .....</b>	<b>4</b>
<b>2. Cell Phone App Payments.....</b>	<b>4</b>
<b>2.1. CREDIT CARD PAYMENTS .....</b>	<b>5</b>
<b>2.2. PAYPAL PAYMENTS .....</b>	<b>5</b>
<b>2.3. BANK TRANSFER PAYMENTS .....</b>	<b>5</b>

# 1. Web Payments

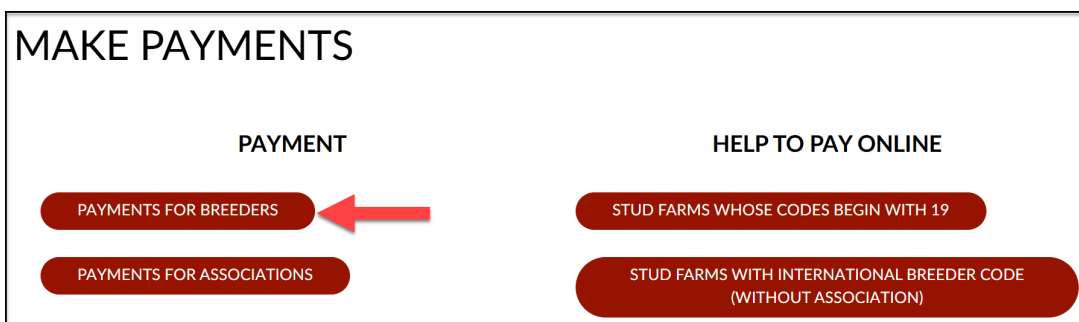
## Accepted Credit Cards & Payment Solutions:



1) Go to [www.lgancce.com](http://www.lgancce.com) and click on the tab "PAY FOR SERVICES."



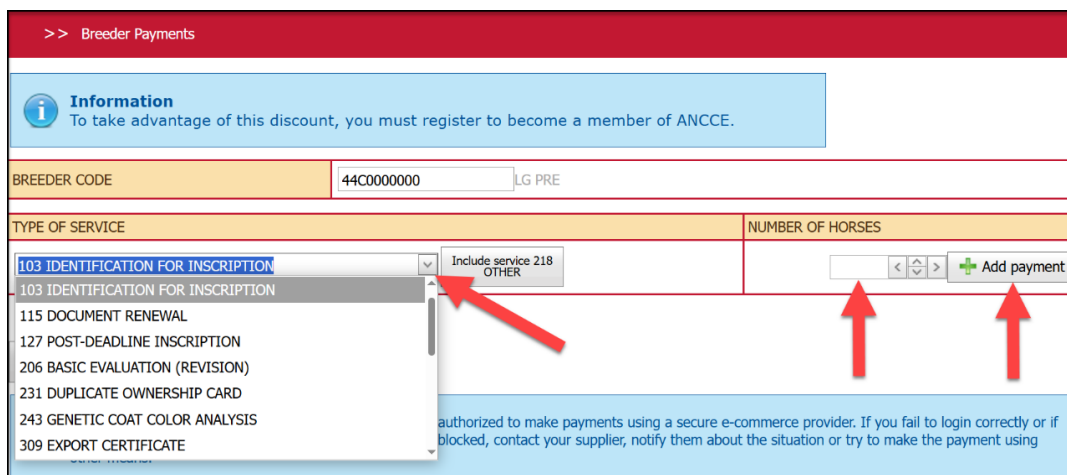
2) Now select "PAYMENTS FOR BREEDERS."



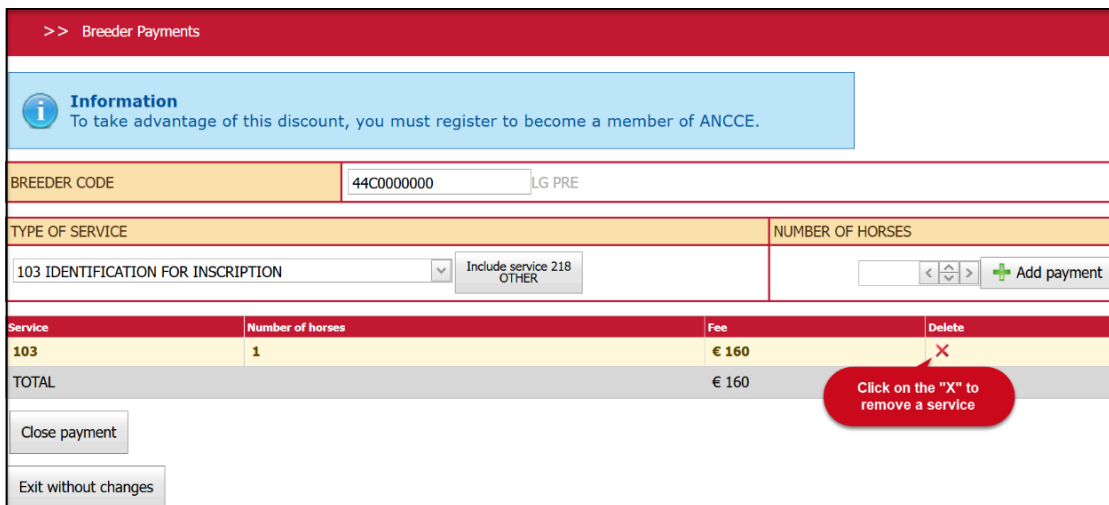
3) Introduce your breeder code, with all numbers and letters; then hit "enter" on your keyboard.



4) Open the service menu and select the service you need. Indicate the number of horses for which you request services. Then click on "Add Payment".



5) Repeat the previous step as many times as services needed. Should you need to delete a given service, click on the X before you conclude the payment process.



>> Breeder Payments

**Information**  
To take advantage of this discount, you must register to become a member of ANCCE.

BREEDER CODE: 44C0000000 LG PRE

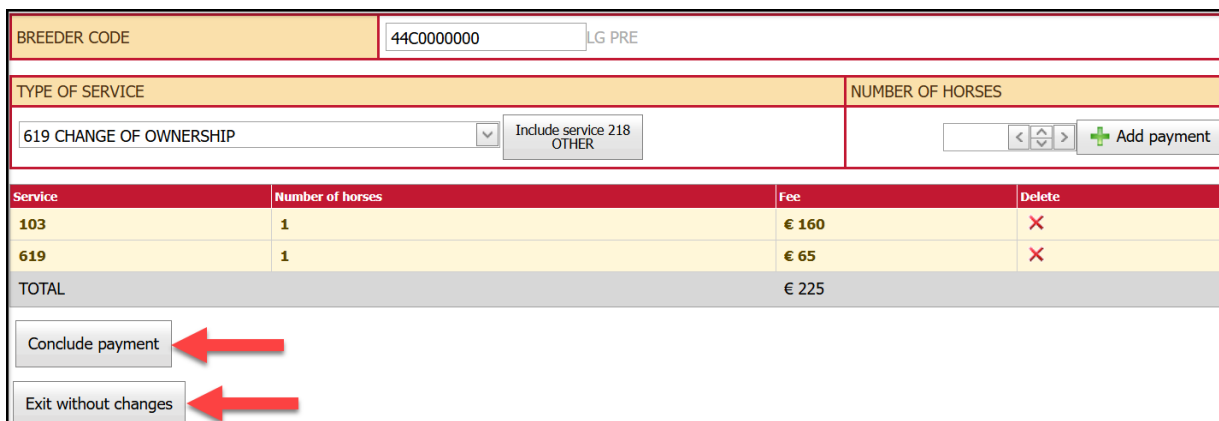
TYPE OF SERVICE: 103 IDENTIFICATION FOR INSCRIPTION  
NUMBER OF HORSES: 1  
Include service 218 OTHER  
+ Add payment

Service	Number of horses	Fee	Delete
103	1	€ 160	X
TOTAL		€ 160	

Buttons: Close payment, Exit without changes

Once you have finished adding payments, there are two options:

- **CONCLUDE PAYMENT:** In this case, you cannot make any changes, delete or add services.
- **LEAVE WITHOUT CHANGES:** This option allows you to save any pending operations which you may recuperate later.



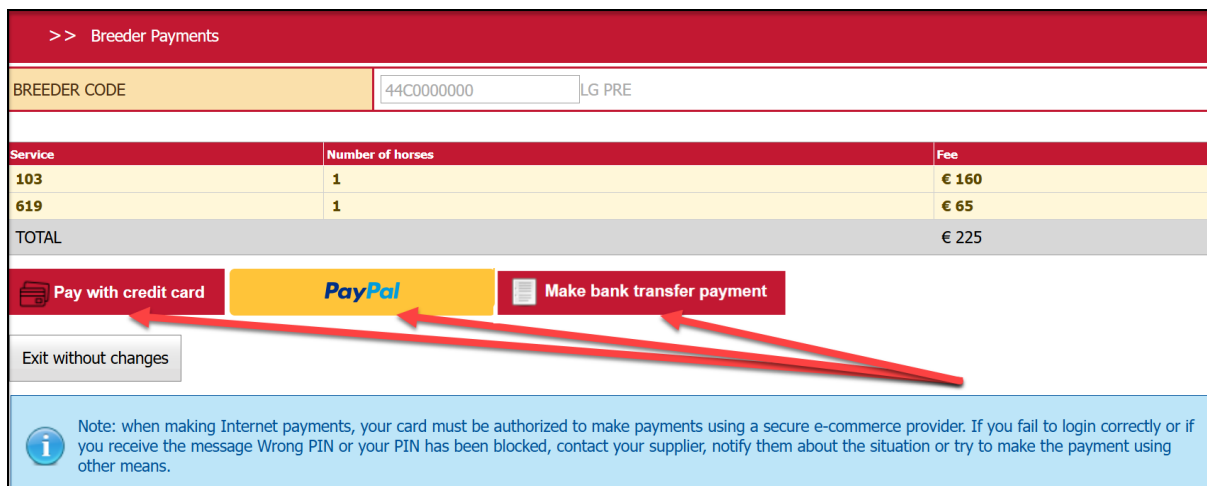
BREEDER CODE: 44C0000000 LG PRE

TYPE OF SERVICE: 619 CHANGE OF OWNERSHIP  
NUMBER OF HORSES: 1  
Include service 218 OTHER  
+ Add payment

Service	Number of horses	Fee	Delete
103	1	€ 160	X
619	1	€ 65	X
TOTAL		€ 225	

Buttons: Conclude payment, Exit without changes

6) If you select **CONCLUDE PAYMENT**, this new screen will appear with the various payment options: Pay using a credit card, PayPal or bank transfer.



>> Breeder Payments

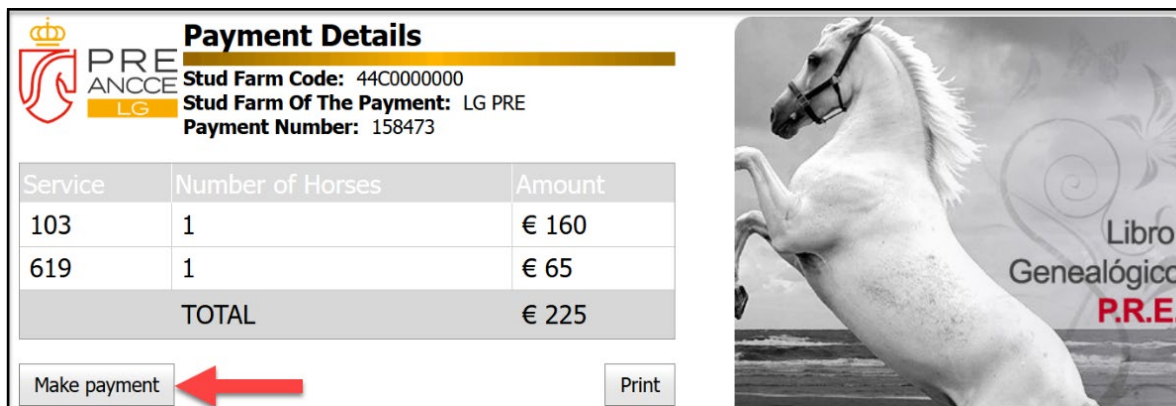
BREEDER CODE: 44C0000000 LG PRE

Service	Number of horses	Fee
103	1	€ 160
619	1	€ 65
TOTAL		€ 225

Buttons: Pay with credit card, PayPal, Make bank transfer payment, Exit without changes

Note: when making Internet payments, your card must be authorized to make payments using a secure e-commerce provider. If you fail to login correctly or if you receive the message Wrong PIN or your PIN has been blocked, contact your supplier, notify them about the situation or try to make the payment using other means.

Once you select the type of payment, the system will show you a summary screen with all “Payment data.” Please verify that the information appearing is correct. Then click on “**Proceed with Payment.**”



**Payment Details**

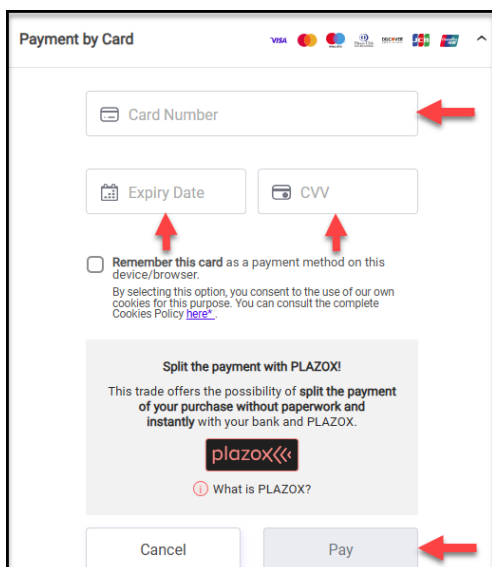
PRE ANCCCE LG  
 Stud Farm Code: 44C0000000  
 Stud Farm Of The Payment: LG PRE  
 Payment Number: 158473

Service	Number of Horses	Amount
103	1	€ 160
619	1	€ 65
<b>TOTAL</b>		<b>€ 225</b>

Make payment Print

Libro Genealógico P.R.E.

**1.1. CREDIT CARD PAYMENTS**



Payment by Card

Card Number

Expiry Date CVV

Remember this card as a payment method on this device/browser.  
 By selecting this option, you consent to the use of our own cookies for this purpose. You can consult the complete Cookies Policy [here](#).

Split the payment with PLAZOX!  
 This trade offers the possibility of split the payment of your purchase without paperwork and instantly with your bank and PLAZOX.

plazox

What is PLAZOX?

Cancel Pay

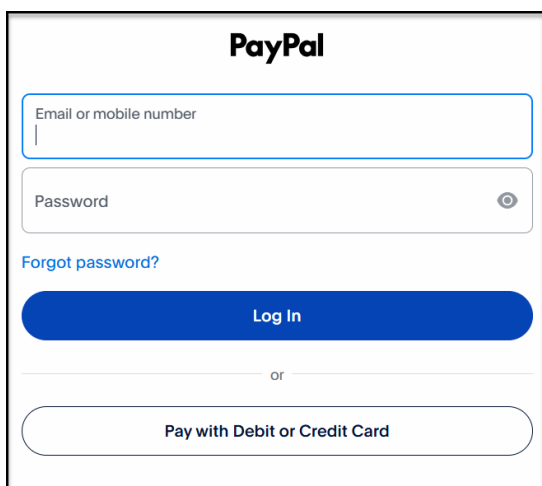
If you select the credit card option, a screen will appear where you may indicate all credit card data.

By clicking on “**Pay**”, the operation goes directly to your bank, which may request additional verification to then accept or reject the payment.

ANCCE does not intervene in this part of the process. Should an incident, doubt, or consultation arise in terms of the verification operation please contact your bank to request the necessary information.

**IMPORTANT:** Your bank will provide you with a receipt of the operation, which needs to be included with the Request for Service when it is sent to the main PRE Stud Book office.

**1.2. PAYPAL PAYMENTS**



PayPal

Email or mobile number

Password

Forgot password?

Log In

or

Pay with Debit or Credit Card

If you select the PayPal option, the system will provide you with a detailed summary screen for the payment you are about to verify.

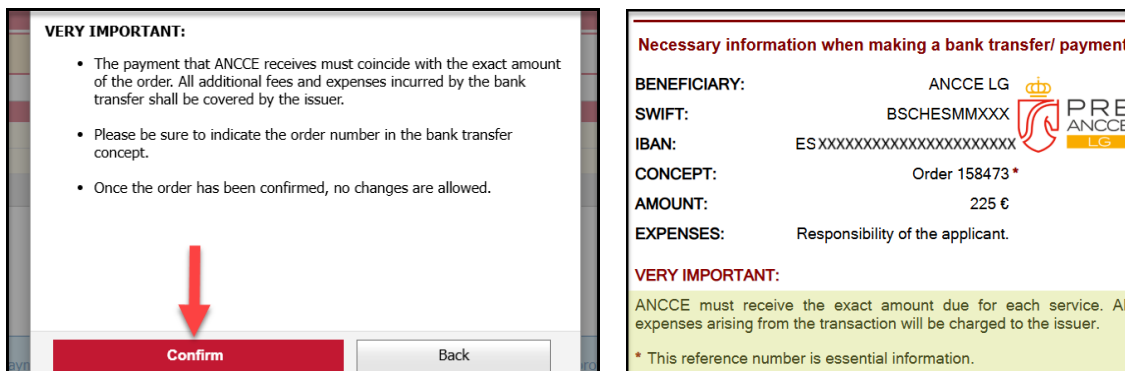
Upon verifying the information provided, you will automatically be sent to the PayPal platform. There, log in to your email to continue with the secure payment process.

Select either “**Pay now**” or “**Confirm payment,**” as needed.

Once this operation has concluded, you will automatically be sent back to the LG PRE Stud Book website where you will see confirmation of your Request and the verification that your payment was processed correctly.

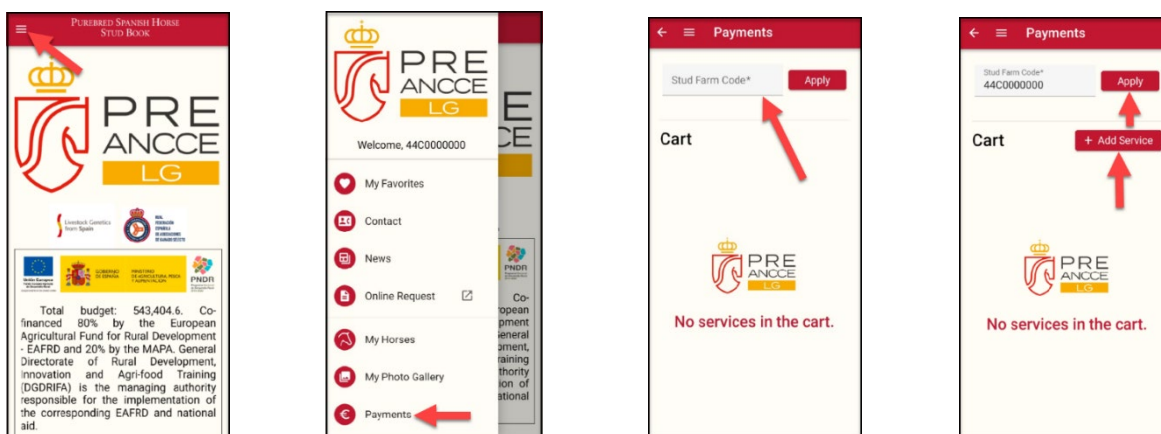
### 1.3. BANK TRANSFER PAYMENTS

If you have chosen the Bank Transfer Payment option, a new screen will appear. Carefully follow the instructions as they appear. Click on **“Confirm”** and the system will provide the necessary information to proceed with the bank transfer.

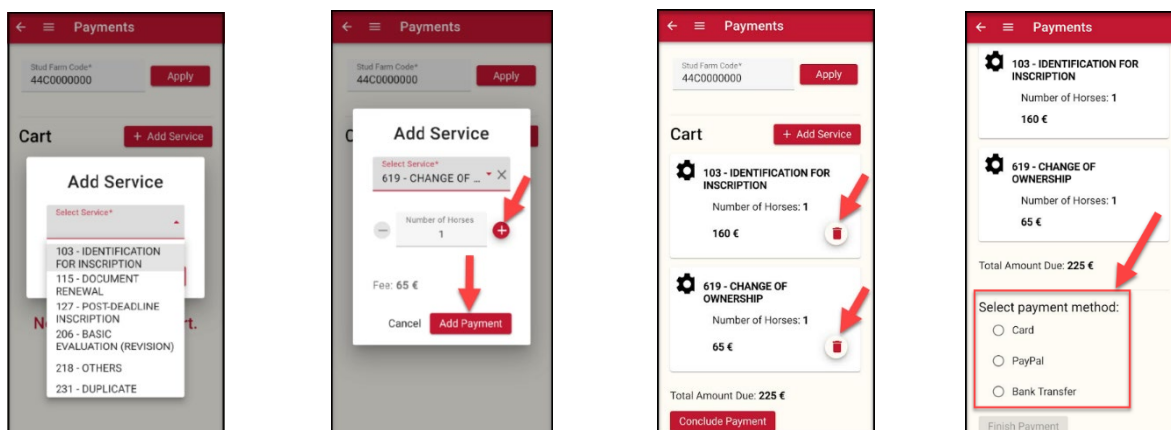


### 2. Cell Phone App Payments

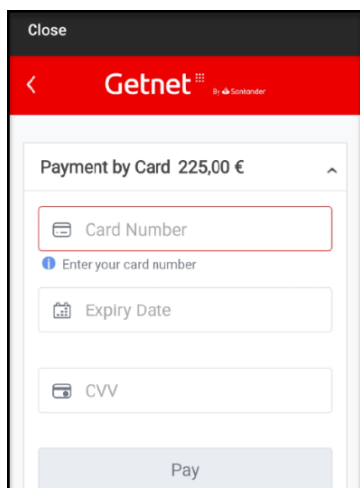
First of all, you need to install and update the LG PRE Stud Book App. In the upper left corner of the menu select the option **“PAYMENTS”**, introduce your Breeder Code (include all letters and numbers); click on **“APPLY”** and click on **“ADD A SERVICE”**.



A screen will appear, thus allowing you to select the desired service. Indicate the number of horses, click on **“ADD PAYMENT”**. Repeat this process as many times as necessary for the Request for Service; feel free to use the delete icon to eliminate those horses you don't want. Then click on **“CONCLUDE PAYMENT”**. Select the preferred payment methods: Credit Card, PayPal or Bank Transfer and click on **“FINALIZE PAYMENT”**.



## 2.1. CREDIT CARD PAYMENTS



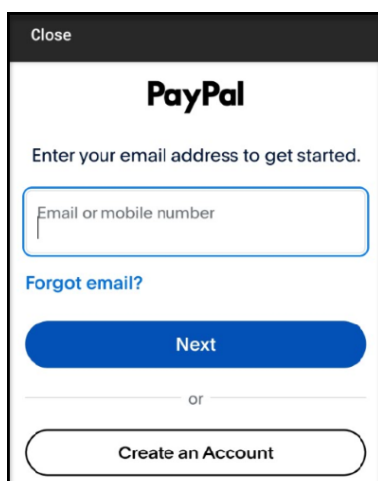
The system will show a secure screen where you may introduce your credit card information, to then continue with the payment.

By clicking on **“Pay”**, the operation goes directly to your bank, which may request additional verification to guarantee the safety of the transaction.

Based on these verifications, the bank may proceed to accept or reject the payment.

ANCCE does not intervene in this part of the process. Should there be an incidence, doubt or consultation regarding the validation of the operation, you will need to contact your bank.

## 2.2. PAYPAL PAYMENTS



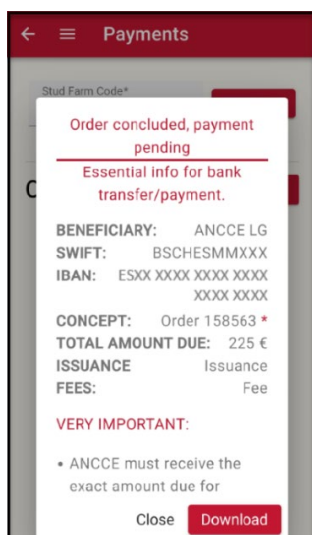
The system will go directly to the official PayPal platform, log in using your email address and the password associated with your account.

Once logged in, verify the summary and that all of the information provided is correct.

Select either **“Pay now”** or **“Confirm payment”** to authorize the operation.

Once the payment has been confirmed, the system will return to the LG PRE Stud Book website, where you will see the confirmation.

## 2.3. BANK TRANSFER PAYMENTS



If you have chosen the Bank Transfer Payment option, a new screen will appear. Carefully follow the instructions as indicated.

Once you have verified the information provided, click on **“Confirm”** to proceed with the bank transfer.

The system will automatically show you all essential data to complete the bank transfer.

Be sure to copy and indicate all data correctly. This information is essential for your bank to process the transfer correctly.